

- Make Your Own Visual Schedule -

Today I am Going to the Children's Museum of Cleveland



- Make Your Own Visual Schedule -

Instructions:

1. A few days before your visit, print the enclosed picture cards and schedule template.
2. After you decide which exhibits you want to visit at the museum, cut out the corresponding picture cards and attach them to your schedule.
3. You can also use picture cards to say when you need to take a break, have a snack, use the restroom, etc.
4. Be sure to leave some boxes on your schedule empty so you can add to them at the museum.
5. Bring your completed schedule with you to the museum.
6. After you complete each activity on your schedule, check it off in the “All Done” column.
7. Review your schedule after your visit, so you can remember and discuss all of the fun things you did at the museum.






Parking Lot



Front Door




Ticketing Desk



Gift Shop




Coat Room



Commons



Café



Sensory Friendly Room



**Children's
Museum
CLEVELAND**






Stairs



Elevator



Arts and Parts




Adventure City



Wonder Lab



Making Miniatures



Reading Nook



Birthday Party Room



**Children's
Museum
CLEVELAND**





PARTY ROOM

1

Party Room 1

PARTY ROOM

2

Party Room 2


PARTY ROOM

3

Party Room 3



I need a snack




I need a Restroom



I need a drink of water



I need a quiet space



I need a break



**Children's
Museum
CLEVELAND**





I need to take a walk



I need to sit down



I need help



I need my schedule



I need my headphones



I need a sensory toy



I need to set a timer



I want to explore



Children's
Museum
CLEVELAND





I'm ready to say goodbye




I want to go home




**Children's
Museum**
CLEVELAND




- Make Your Own Visual Schedule -

This is what I will do at the museum: (attach picture cards or write steps)	All done 


- Make Your Own Visual Schedule -

This is what I will do at the museum: (attach picture cards or write steps)	All done 

- Make Your Own Visual Schedule -

This is what I will do at the museum: (attach picture cards or write steps)	All done 

- Make Your Own Visual Schedule -

This is what I will do at the museum: (attach picture cards or write steps)	All done 

- Make Your Own Visual Schedule -

This is what I will do at the museum: (attach picture cards or write steps)	All done 